DFCS Factsheet

Report Period: 11/1/19 and 11/30/19

Extract Date: 12/8/19

Report Run Schedule:	On the 10th of every month
Description:	An Executive Report of various DFCS data points.
Data Source:	Business Objects - Case - CWS/CMS
Report Filter:	Includes: - All Referrals and Cases served during the report period - Cases closed during the report period - All Active Cases during the report period Excludes: - SOGIE (Sexual Orientation, Gender Identity, Gender Expression) fields. The Gender Category is based on identified gender at birth - Juvenile Probation Cases - Cases for clients over age 21
Developer Notes:	Note: As of 11/14/2018 the report has been modified from the previous version. The previous "Total Placements" has been renamed to "Total Dependents" and now includes the count of ICPC, Guardians, and Runaway cases. (requested by Nora Willis) As of 12/10/2018 a new section has been added to the report that includes the number of new cases opened for the month, and the number of cases closed for the month. (requested by Jenee Fortier) As of 1/10/2019 the report has been modified to include cases that were closed for the report month. The report also includes the Placements that were closed for the report month. By including cases and placements closed for the month, the Out of Home Placement count will no longer correspond with the Total Children Receiving Child Welfare Services. The reason for the discrepancy is due to cases closed for the month may have had a placement that closed prior to the report month. **Previously, the report only counted Active cases and active placements at the point in time of the report. Note: As of 3/4/2019 a change request was made to modify the count of the placement type Relative Home to include RFA Relatives/NREFM. The Count of RFA only reflects those RFA homes that have a COHP SCP Relationship of "Nonrelative Guardian" or "Nonrelative NonGuardian" (Requested by Francesca Le Rue) As of 7/9/2019 - added count of THP homes using Placement Facility Name Wildcard

For questions, please contact cwscms@ssa.sccgov.org

© by TSS-SS 2019 (SD)

Fact Sheet - County of Santa Clara, SSA DFCS
Child Welfare Services - November 2019

Report refresh Date: 12/08/19

Emergency Services

Total Number of Incoming Calls		**2418**
Evaluate Out		252
In-Person Response		601
Not Determined		2
Referrals with Allegation Disposed	188	
Referrals with Allegation Disposition Pending - Referrals still under investigation	413	
Total Referral Children Received During Month		**855**

Referral Children Received By Most Serious Allegation Type

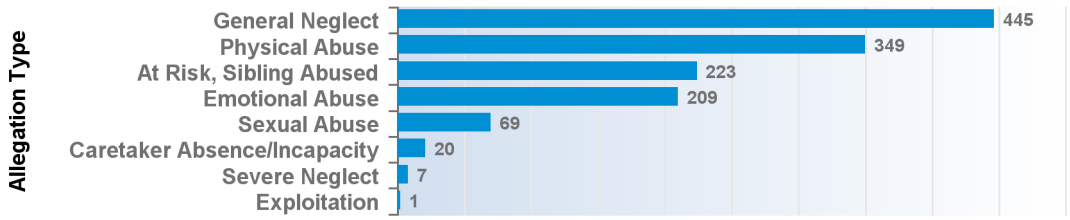

Total

1,323 Allegations for 1,323 Children in 855 Referrals

Number of 300 Original Petitions Filed: 43

In-Home and Out-Of-Home Services Caseload (Children) as of November

Emergency Response (Open Services Case) **17**

Cases Opened

53

Family Maintenance **760**

Court	FM < 12 Mos	FM > 12 Mos
390	335	55

Vol. Program FM	< 6 Mos	> 6 Mos	Total
SCC IS	102	38	140
SCC VFM and VFR	150	33	181
xx Missing Data xx			49

Cases Closed

70

Family Reunification **497**

Court	FR < 18 Mos	FR > 18 Mos
485	445	40

Vol. Program FR	< 6 Mos	> 6 Mos	Total
SCC IS	1		1
SCC VFM and VFR	11		11
xx Missing Data xx			

Permanent Placement		**486**
Probate Guardianship Cases	81	
Supportive Transition		**181**
Total Children Receiving Child Welfare Services		**1,941**

Child Characteristics

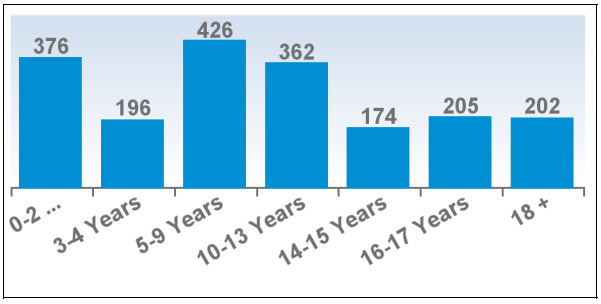

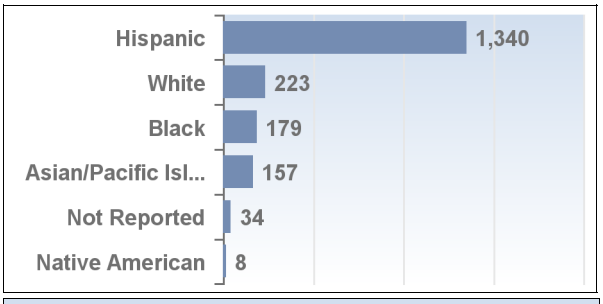

Gender		
Male	996	51.31%
Female	945	48.69%
Gender Total	**1,941**	**100.00%**

Children in Out-Of-Home Placement

Foster Family Agency Certified Home		223
THPP / THP+FC Home	93	
Foster Family Agency Certified Resource Family		8
Foster Family Home		7
Relative/NREFM Home		347
Resource Family Home		195
Group Home		7
Other		6
Short Term Residential Therapeutic Prgm		24
Supervised Independent Living Placement		100
Total Out-Of-Home Placement		**916**
Non Foster Care Placement (NFC)		28
Guardian Home		73
Number of Incoming ICPC Cases		42
Number of Children on Runaway Status		16
Total Dependents (Includes NFC Placement, ICPC, Runaways and Guardian Homes)		**1,075**

Report Disclosure: The numbers on this report reflects the data during the point in time of the report refresh date. Future or past reports will not provide a valid comparison.