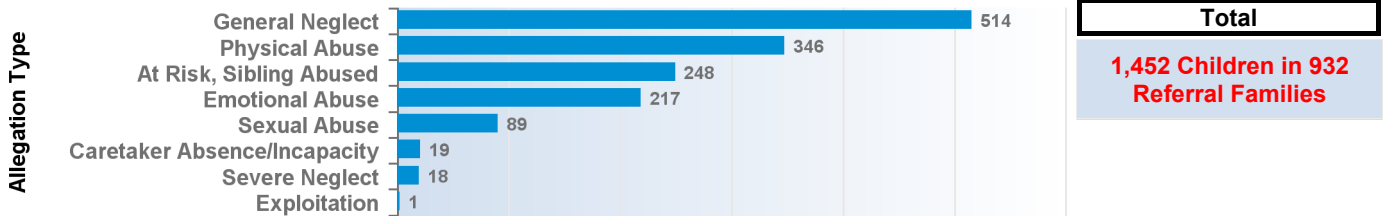


Child Abuse and Neglect Center (CANC)

Total Number of Incoming Calls	2643
Evaluate Out	302
Not Determined	2
In-Person Response	628
Referrals with Allegations Disposed	344
Referrals with Allegation Disposition Pending - Referrals still under investigation	284
Total Referrals Received During Month	932

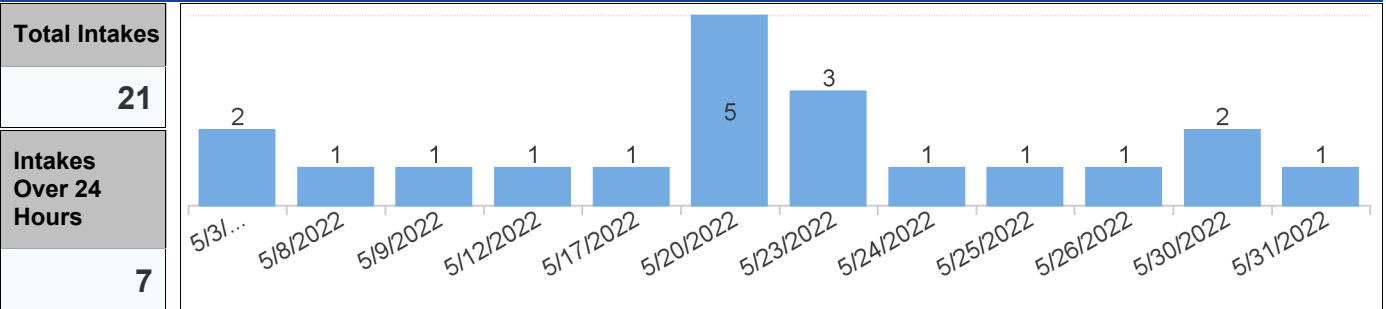
Emergency Response



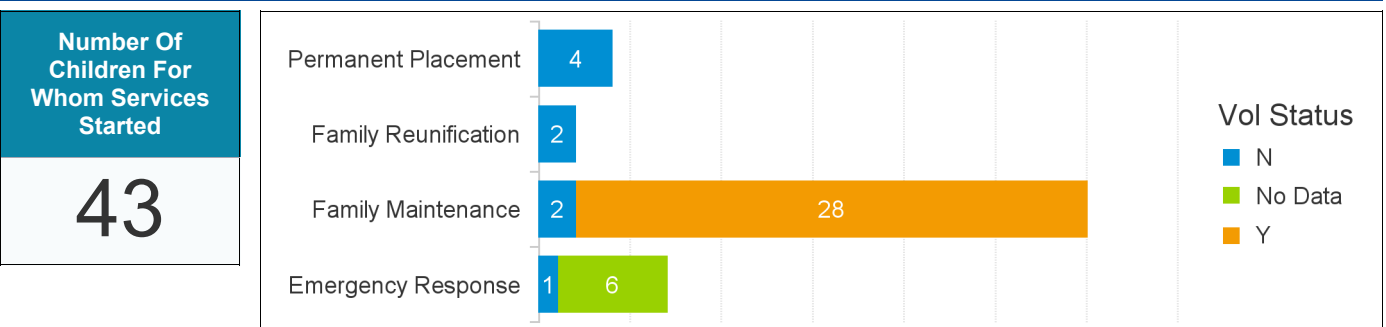
Dependency Investigations

Removed By	In Custody Removal (child removed from parent)	Out of Custody Removal (child stays with parent)	Total Petitions Filed: 8
Child Welfare	8	0	

Admits to The Welcoming Center



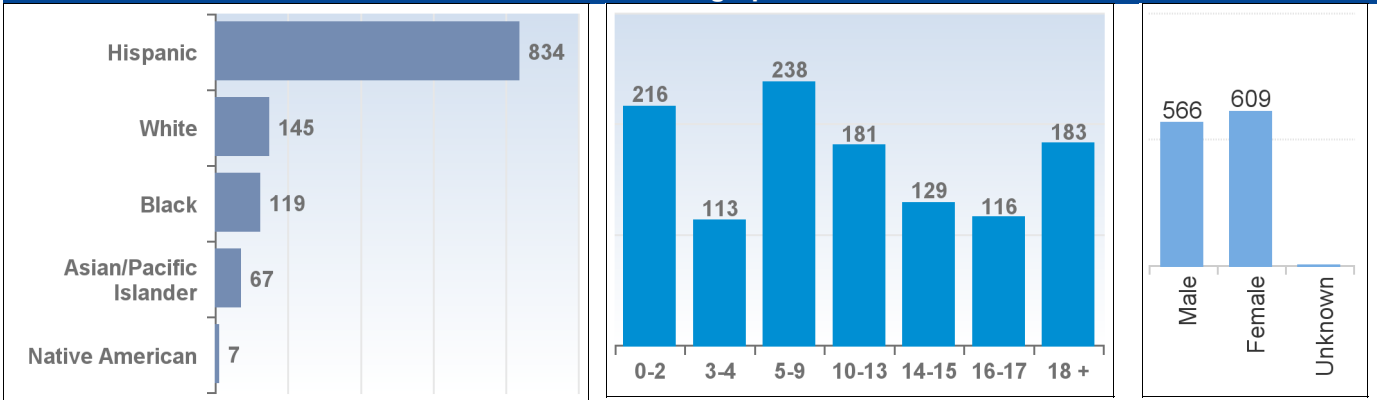
Number of New Children (new cases) May



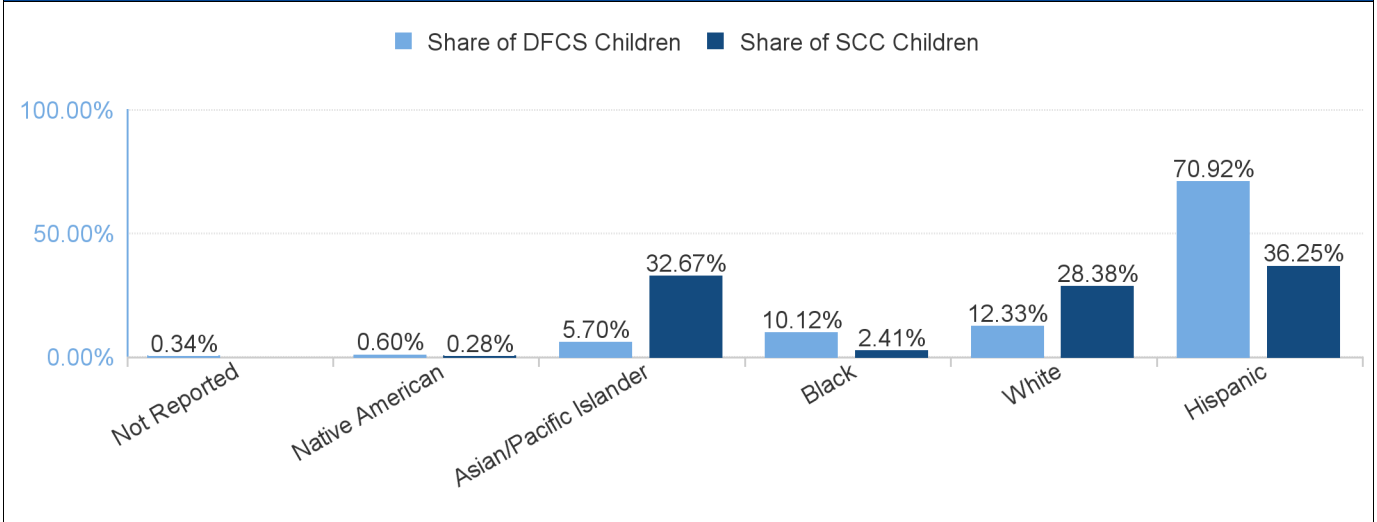
Safety and Wellbeing as of May

Emergency Response (Open Services Case)	10																																			
Family Maintenance	366																																			
<table border="1"> <thead> <tr> <th>Court</th> <th>FM < 12 Mos</th> <th>FM > 12 Mos</th> <th>Vol. Program FM</th> <th>< 6 Mos</th> <th>> 6 Mos</th> <th>Total</th> </tr> </thead> <tbody> <tr> <td>161</td> <td>115</td> <td>46</td> <td>Case Closed (VFM)</td> <td></td> <td></td> <td>23</td> </tr> <tr> <td></td> <td></td> <td></td> <td>SCC IS</td> <td>8</td> <td>3</td> <td>11</td> </tr> <tr> <td></td> <td></td> <td></td> <td>SCC VFM</td> <td>126</td> <td>36</td> <td>162</td> </tr> <tr> <td></td> <td></td> <td></td> <td>xx Missing Data xx</td> <td></td> <td></td> <td>9</td> </tr> </tbody> </table>	Court	FM < 12 Mos	FM > 12 Mos	Vol. Program FM	< 6 Mos	> 6 Mos	Total	161	115	46	Case Closed (VFM)			23				SCC IS	8	3	11				SCC VFM	126	36	162				xx Missing Data xx			9	
Court	FM < 12 Mos	FM > 12 Mos	Vol. Program FM	< 6 Mos	> 6 Mos	Total																														
161	115	46	Case Closed (VFM)			23																														
			SCC IS	8	3	11																														
			SCC VFM	126	36	162																														
			xx Missing Data xx			9																														
Family Reunification	216																																			
<table border="1"> <thead> <tr> <th>Court</th> <th>FR < 18 Mos</th> <th>FR > 18 Mos</th> <th>Vol. Program FR</th> <th>< 6 Mos</th> <th>> 6 Mos</th> <th>Total</th> </tr> </thead> <tbody> <tr> <td>210</td> <td>145</td> <td>65</td> <td>SCC IS</td> <td></td> <td></td> <td></td> </tr> <tr> <td></td> <td></td> <td></td> <td>SCC VFR</td> <td>1</td> <td>3</td> <td>4</td> </tr> <tr> <td></td> <td></td> <td></td> <td>xx Missing Data xx</td> <td></td> <td></td> <td>2</td> </tr> </tbody> </table>	Court	FR < 18 Mos	FR > 18 Mos	Vol. Program FR	< 6 Mos	> 6 Mos	Total	210	145	65	SCC IS							SCC VFR	1	3	4				xx Missing Data xx			2								
Court	FR < 18 Mos	FR > 18 Mos	Vol. Program FR	< 6 Mos	> 6 Mos	Total																														
210	145	65	SCC IS																																	
			SCC VFR	1	3	4																														
			xx Missing Data xx			2																														
Permanent Placement	421																																			
Probate Guardianship Cases	69																																			
Supportive Transition	163																																			
Total Children Receiving Child Welfare Services	1,176																																			

Child Demographics



Santa Clara County Disproportionality Analysis (Children in Open Cases)

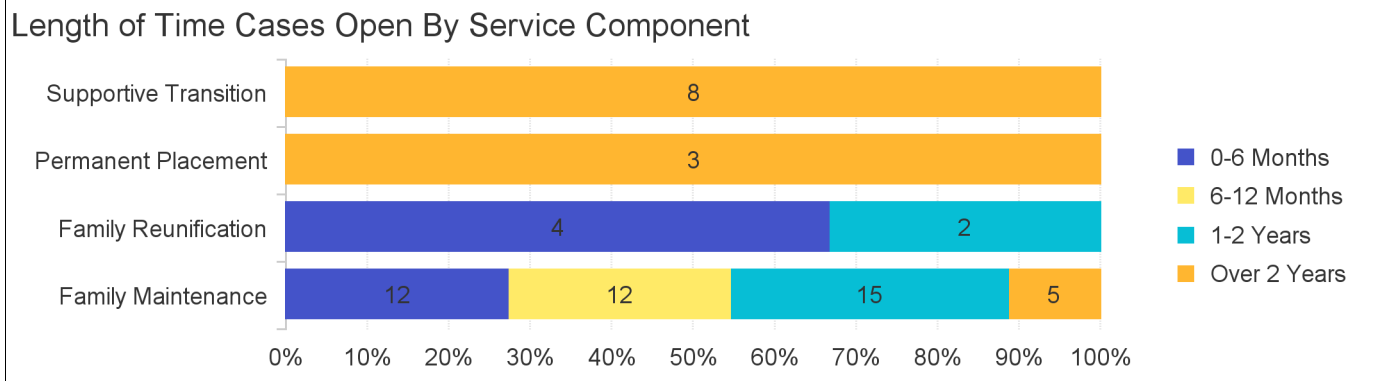


Ethnicity	Share of DFCS Children	% DFCS	Share of SCC Children	% Santa Clara County
Not Reported	4	0.34%		
Native American	7	0.60%	1,347	0.28%
Asian/Pacific Islander	67	5.70%	154,824	32.67%
Black	119	10.12%	11,421	2.41%
White	145	12.33%	134,509	28.38%
Hispanic	834	70.92%	171,778	36.25%

Children in Out-Of-Home Placement

	Court	Vol	Total
Foster Family Agency Certified Resource Family	192	2	194
	Under 18	18 and Over	Total
THPP / THP+FC Home	16	47	63
Relative/NREFM Home	162	7	169
Resource Family Home	157	2	159
Group Home (Includes Regional Center Eligible Youth)	5	0	5
Other	4	0	4
Short Term Residential Therapeutic Prgm	7	0	7
Supervised Independent Living Placement	91	2	93
Total Out-Of-Home Placement	618	13	631
Guardian Home			58
Number of Incoming ICPC Cases			20
Number of Children on Runaway Status (Non Foster Care & OHP)			6
Total Dependents (Includes NFC Placement, ICPC, Runaways and Guardian Homes)			728

Children For Whom Services Ended (Cases Closed)



Report Disclosure: The numbers on this report reflects the data during the point in time of the report refresh date. Future or past reports will not provide a valid comparison.

External Data Sources:

County Child Population Chart <https://ccwip.berkeley.edu/childwelfare/reports/Population/MTSG/r/rts/s>