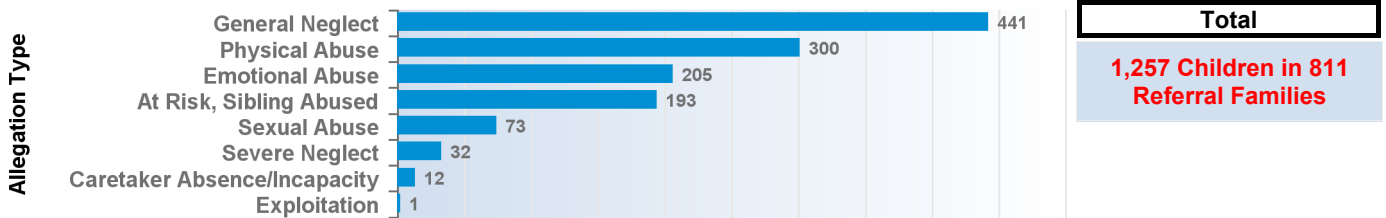


### Child Abuse and Neglect Center (CANC)

<b>Total Number of Incoming Calls</b>	<b>2269</b>
Evaluate Out	265
Not Determined	2
In-Person Response	544
Referrals with Allegations Disposed	256
Referrals with Allegation Disposition Pending - Referrals still under investigation	288
<b>Total Referral Families Received During Month</b>	<b>811</b>

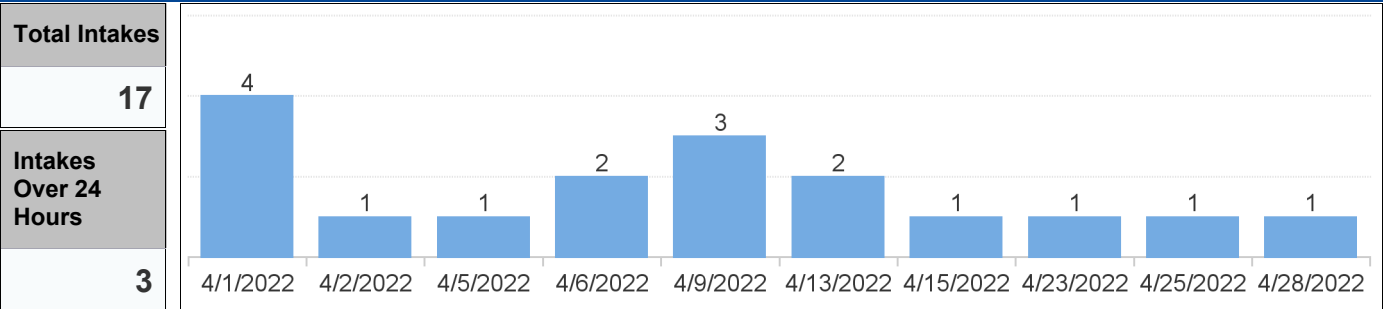
### Emergency Response




### Dependency Investigations

Removed By	In Custody Removal (child removed from parent)	Out of Custody Removal (child stays with parent)	<b>Total Petitions Filed: 7</b>
Child Welfare	7	0	

### Admits to The Welcoming Center



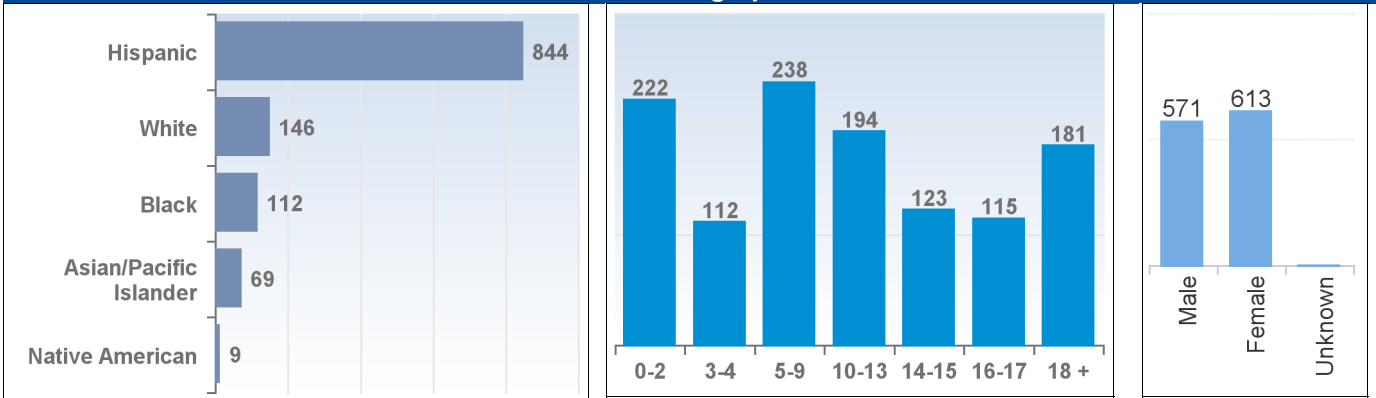
### Number of New Children (new cases) April



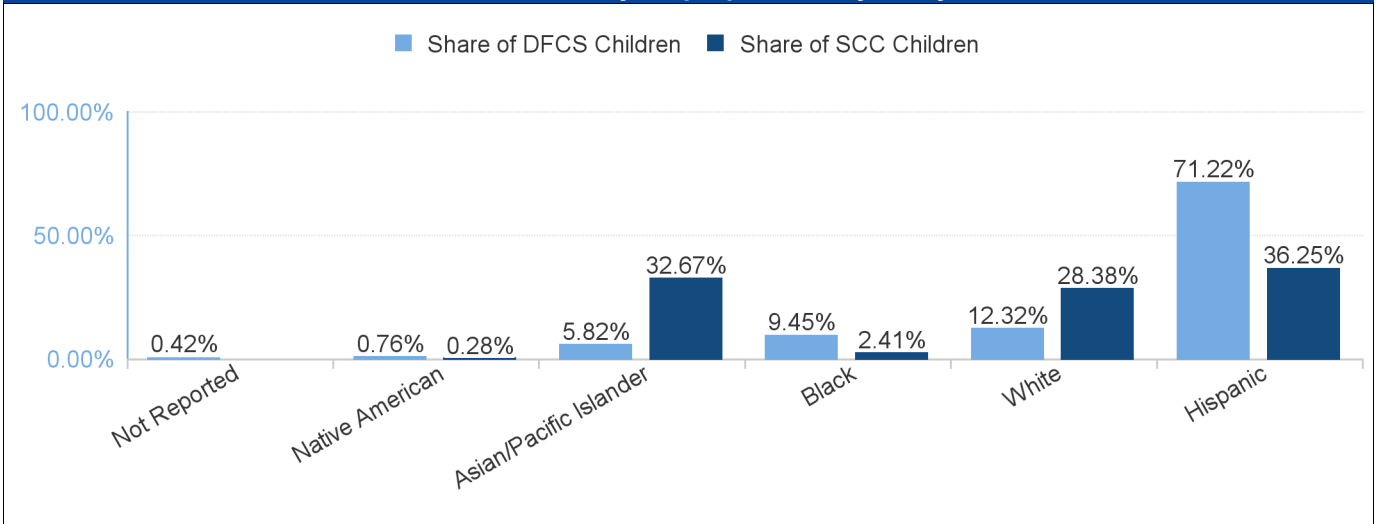
### Safety and Wellbeing as of April

<b>Emergency Response (Open Services Case)</b>	<b>7</b>																																			
<b>Family Maintenance</b>	<b>369</b>																																			
<table border="1"> <thead> <tr> <th>Court</th> <th>FM &lt; 12 Mos</th> <th>FM &gt; 12 Mos</th> <th>Vol. Program FM</th> <th>&lt; 6 Mos</th> <th>&gt; 6 Mos</th> <th>Total</th> </tr> </thead> <tbody> <tr> <td>168</td> <td>131</td> <td>37</td> <td>Case Closed (VFM)</td> <td></td> <td></td> <td>35</td> </tr> <tr> <td></td> <td></td> <td></td> <td>SCC IS</td> <td>6</td> <td>3</td> <td>9</td> </tr> <tr> <td></td> <td></td> <td></td> <td>SCC VFM</td> <td>121</td> <td>30</td> <td>151</td> </tr> <tr> <td></td> <td></td> <td></td> <td>xx Missing Data xx</td> <td></td> <td></td> <td>6</td> </tr> </tbody> </table>	Court	FM < 12 Mos	FM > 12 Mos	Vol. Program FM	< 6 Mos	> 6 Mos	Total	168	131	37	Case Closed (VFM)			35				SCC IS	6	3	9				SCC VFM	121	30	151				xx Missing Data xx			6	
Court	FM < 12 Mos	FM > 12 Mos	Vol. Program FM	< 6 Mos	> 6 Mos	Total																														
168	131	37	Case Closed (VFM)			35																														
			SCC IS	6	3	9																														
			SCC VFM	121	30	151																														
			xx Missing Data xx			6																														
<b>Family Reunification</b>	<b>223</b>																																			
<table border="1"> <thead> <tr> <th>Court</th> <th>FR &lt; 18 Mos</th> <th>FR &gt; 18 Mos</th> <th>Vol. Program FR</th> <th>&lt; 6 Mos</th> <th>&gt; 6 Mos</th> <th>Total</th> </tr> </thead> <tbody> <tr> <td>217</td> <td>170</td> <td>47</td> <td>SCC IS</td> <td></td> <td></td> <td></td> </tr> <tr> <td></td> <td></td> <td></td> <td>SCC VFR</td> <td>3</td> <td>1</td> <td>4</td> </tr> <tr> <td></td> <td></td> <td></td> <td>xx Missing Data xx</td> <td></td> <td></td> <td>2</td> </tr> </tbody> </table>	Court	FR < 18 Mos	FR > 18 Mos	Vol. Program FR	< 6 Mos	> 6 Mos	Total	217	170	47	SCC IS							SCC VFR	3	1	4				xx Missing Data xx			2								
Court	FR < 18 Mos	FR > 18 Mos	Vol. Program FR	< 6 Mos	> 6 Mos	Total																														
217	170	47	SCC IS																																	
			SCC VFR	3	1	4																														
			xx Missing Data xx			2																														
<b>Permanent Placement</b>	<b>422</b>																																			
Probate Guardianship Cases	70																																			
<b>Supportive Transition</b>	<b>164</b>																																			
<b>Total Children Receiving Child Welfare Services</b>	<b>1,185</b>																																			

## Child Demographics



## Santa Clara County Disproportionality Analysis

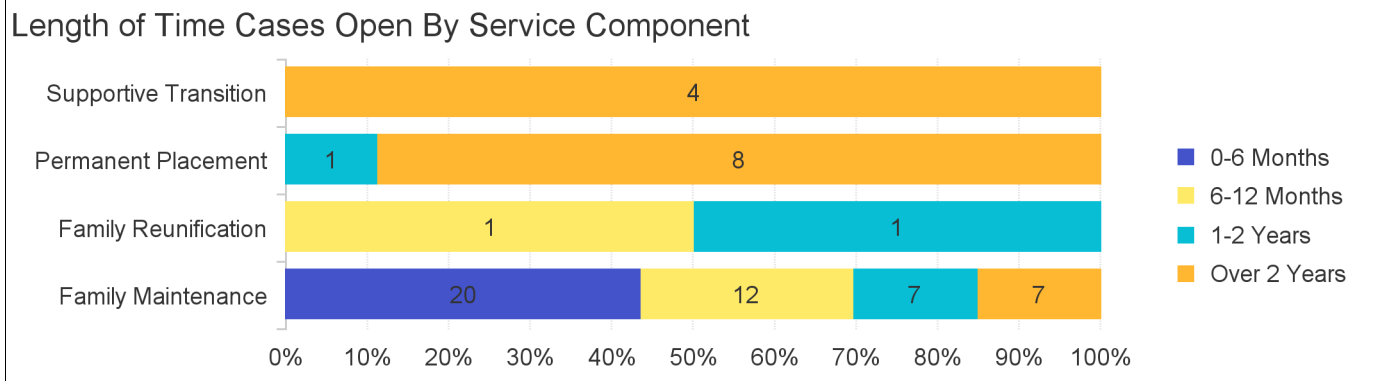
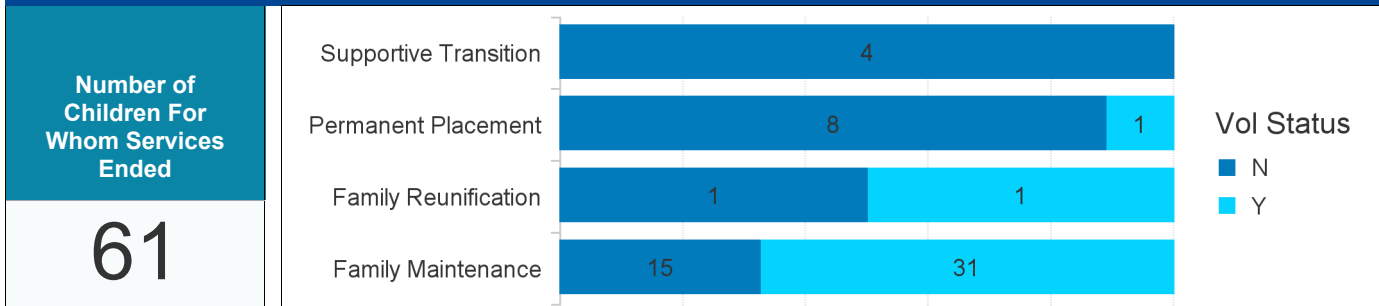


Ethnicity	Share of DFCS Children	% DFCS	Share of SCC Children	% Santa Clara County
Not Reported		5	0.42%	
Native American		9	0.76%	1,347
Asian/Pacific Islander		69	5.82%	154,824
Black		112	9.45%	11,421
White		146	12.32%	134,509
Hispanic		844	71.22%	171,778

## Children in Out-Of-Home Placement

	Court	Vol	Total
Foster Family Agency Certified Resource Family	202	2	204
	<b>Under 18</b>	<b>18 and Over</b>	<b>Total</b>
THPP / THP+FC Home	14	49	63
Relative/NREFM Home	162	7	169
Resource Family Home	161	2	163
Group Home (Includes Regional Center Eligible Youth)	5	0	5
Other	3	0	3
Short Term Residential Therapeutic Prgm	5	1	6
Supervised Independent Living Placement	91	2	93
<b>Total Out-Of-Home Placement</b>	<b>630</b>	<b>14</b>	<b>644</b>
Guardian Home			59
<b>Number of Incoming ICPC Cases</b>			20
<b>Number of Children on Runaway Status (Non Foster Care &amp; OHP)</b>			9
<b>Total Dependents (Includes NFC Placement, ICPC, Runaways and Guardian Homes)</b>			<b>747</b>

## Children For Whom Services Ended (Cases Closed)



Report Disclosure: The numbers on this report reflects the data during the point in time of the report refresh date. Future or past reports will not provide a valid comparison.

External Data Sources:

County Child Population Chart <https://ccwip.berkeley.edu/childwelfare/reports/Population/MTSG/r/rts/s>