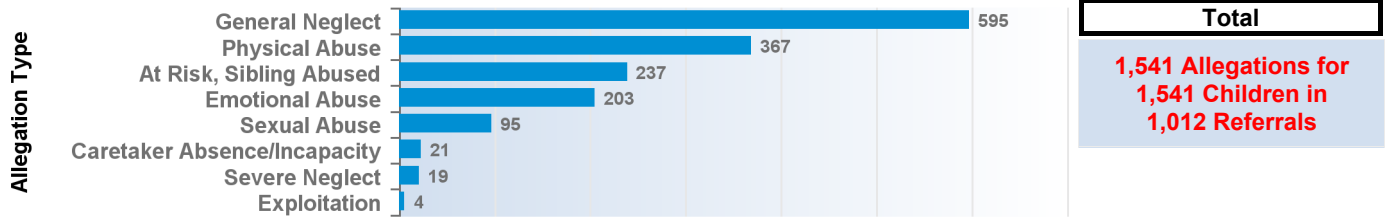


### Child Abuse and Neglect Center (CANC)

<b>Total Number of Incoming Calls</b>	<b>2887</b>
Evaluate Out	339
Not Determined	3
In-Person Response	670
Referrals with Allegations Disposed	323
Referrals with Allegation Disposition Pending - Referrals still under investigation	347
<b>Total Referral Children Received During Month</b>	<b>1,012</b>

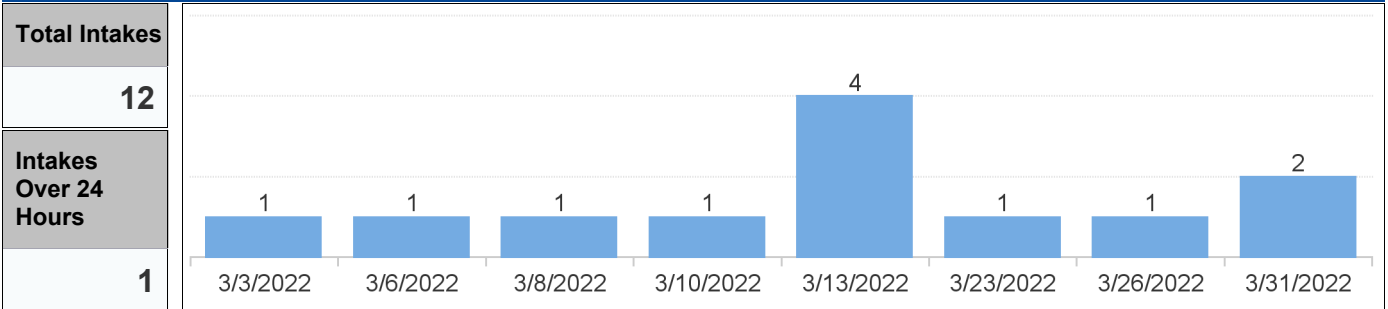
### Emergency Response



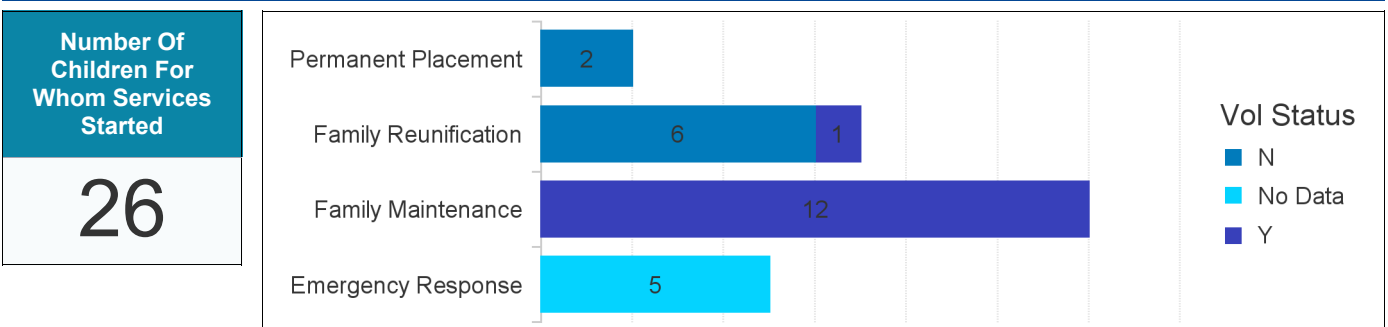
### Dependency Investigations

Removed By	In Custody Removal (child removed from parent)	Out of Custody Removal (child stays with parent)	Total Petitions Filed: 8
Child Welfare	6	3	

### Admits to The Welcoming Center



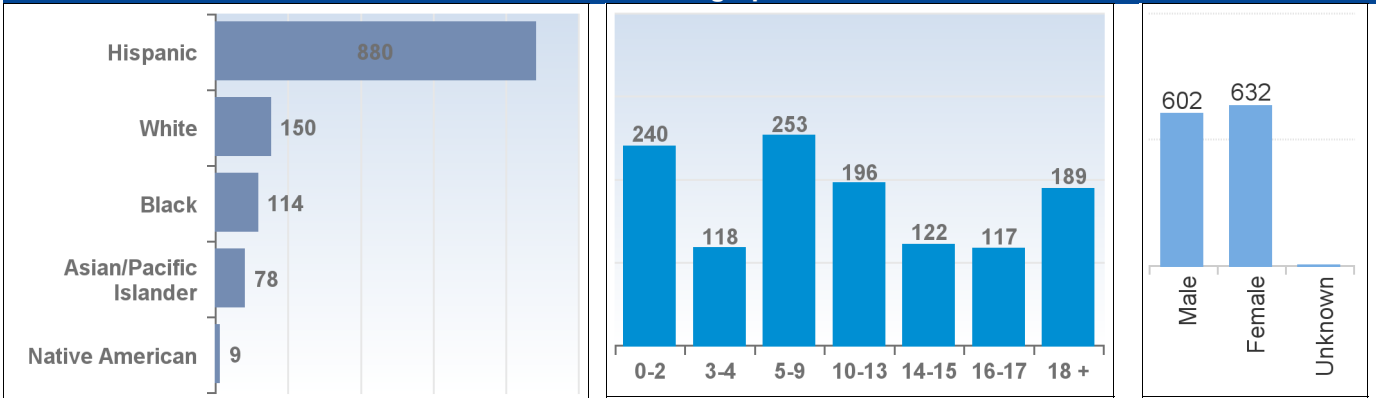
### Number of New Children (new cases) March



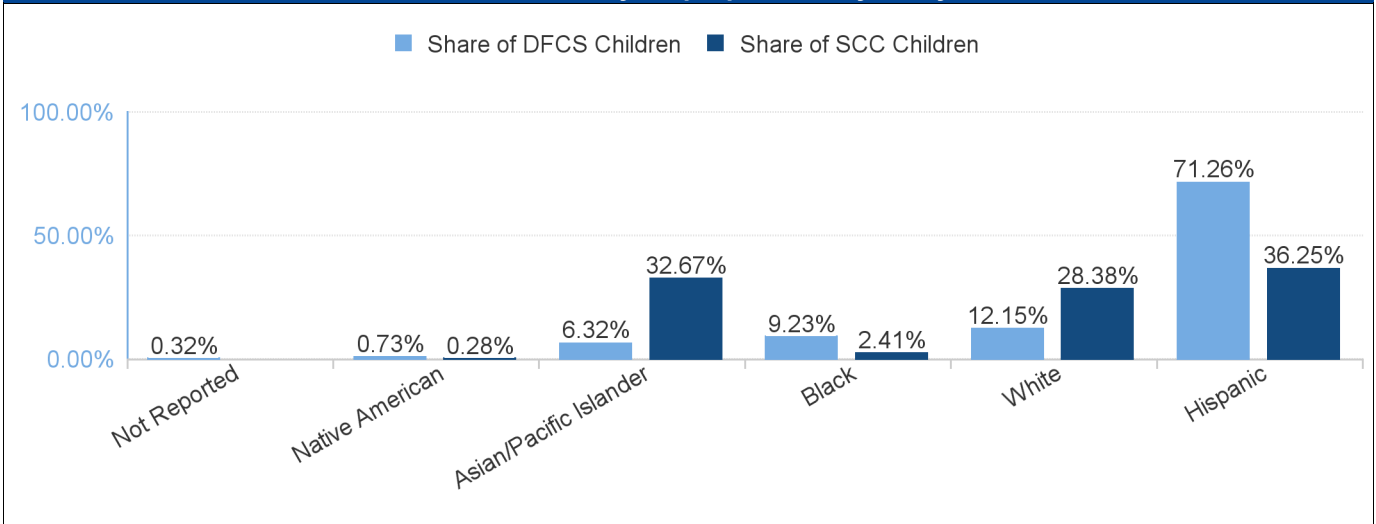
### Safety and Wellbeing as of March

<b>Emergency Response (Open Services Case)</b>	<b>10</b>																																			
<b>Family Maintenance</b>	<b>388</b>																																			
<table border="1"> <thead> <tr> <th>Court</th> <th>FM &lt; 12 Mos</th> <th>FM &gt; 12 Mos</th> <th>Vol. Program FM</th> <th>&lt; 6 Mos</th> <th>&gt; 6 Mos</th> <th>Total</th> </tr> </thead> <tbody> <tr> <td>181</td> <td>144</td> <td>37</td> <td>Case Closed (VFM)</td> <td></td> <td></td> <td>33</td> </tr> <tr> <td></td> <td></td> <td></td> <td>SCC IS</td> <td>7</td> <td>5</td> <td>12</td> </tr> <tr> <td></td> <td></td> <td></td> <td>SCC VFM</td> <td>125</td> <td>33</td> <td>157</td> </tr> <tr> <td></td> <td></td> <td></td> <td>xx Missing Data xx</td> <td></td> <td></td> <td>5</td> </tr> </tbody> </table>	Court	FM < 12 Mos	FM > 12 Mos	Vol. Program FM	< 6 Mos	> 6 Mos	Total	181	144	37	Case Closed (VFM)			33				SCC IS	7	5	12				SCC VFM	125	33	157				xx Missing Data xx			5	
Court	FM < 12 Mos	FM > 12 Mos	Vol. Program FM	< 6 Mos	> 6 Mos	Total																														
181	144	37	Case Closed (VFM)			33																														
			SCC IS	7	5	12																														
			SCC VFM	125	33	157																														
			xx Missing Data xx			5																														
<b>Family Reunification</b>	<b>239</b>																																			
<table border="1"> <thead> <tr> <th>Court</th> <th>FR &lt; 18 Mos</th> <th>FR &gt; 18 Mos</th> <th>Vol. Program FR</th> <th>&lt; 6 Mos</th> <th>&gt; 6 Mos</th> <th>Total</th> </tr> </thead> <tbody> <tr> <td>232</td> <td>188</td> <td>44</td> <td>SCC IS</td> <td></td> <td></td> <td></td> </tr> <tr> <td></td> <td></td> <td></td> <td>SCC VFR</td> <td>3</td> <td>3</td> <td>6</td> </tr> <tr> <td></td> <td></td> <td></td> <td>xx Missing Data xx</td> <td></td> <td></td> <td>1</td> </tr> </tbody> </table>	Court	FR < 18 Mos	FR > 18 Mos	Vol. Program FR	< 6 Mos	> 6 Mos	Total	232	188	44	SCC IS							SCC VFR	3	3	6				xx Missing Data xx			1								
Court	FR < 18 Mos	FR > 18 Mos	Vol. Program FR	< 6 Mos	> 6 Mos	Total																														
232	188	44	SCC IS																																	
			SCC VFR	3	3	6																														
			xx Missing Data xx			1																														
<b>Permanent Placement</b>	<b>424</b>																																			
Probate Guardianship Cases	70																																			
<b>Supportive Transition</b>	<b>174</b>																																			
<b>Total Children Receiving Child Welfare Services</b>	<b>1,235</b>																																			

## Child Demographics



## Santa Clara County Disproportionality Analysis

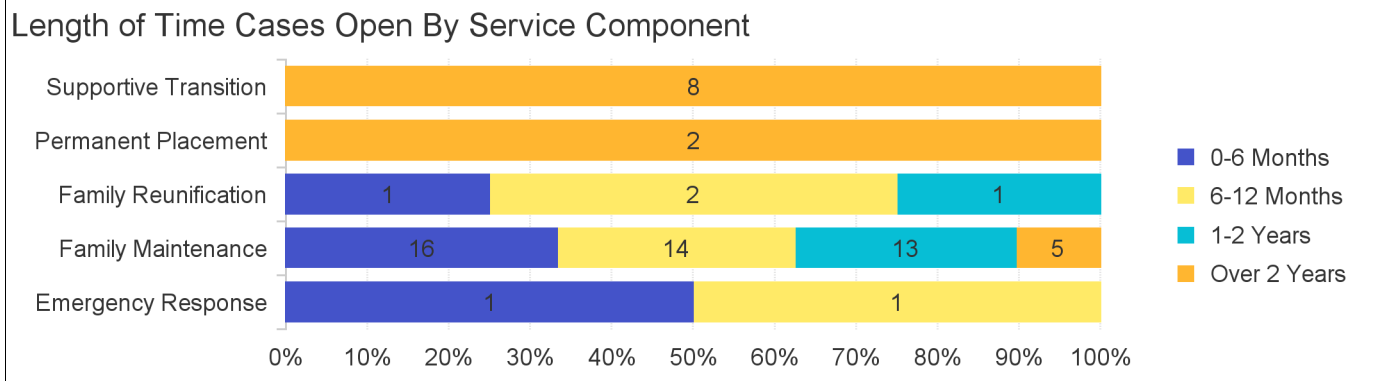
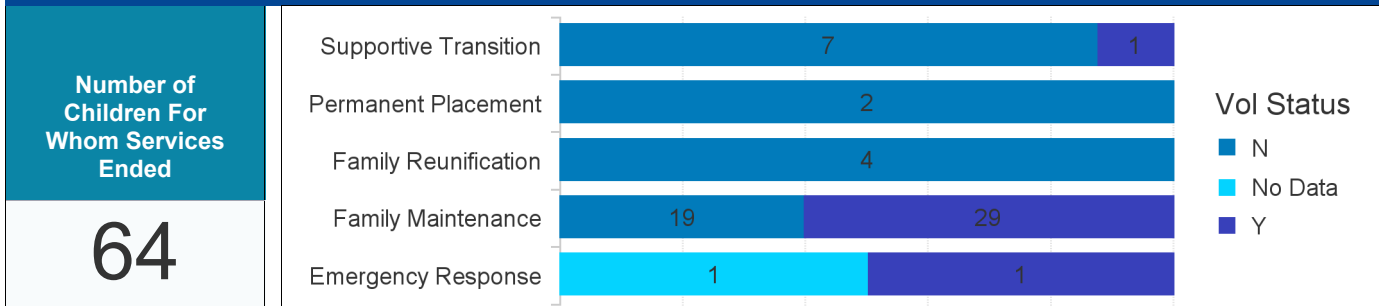


Ethnicity	Share of DFCS Children	% DFCS	Share of SCC Children	% Santa Clara County
Not Reported	4	0.32%		
Native American	9	0.73%	1,347	0.28%
Asian/Pacific Islander	78	6.32%	154,824	32.67%
Black	114	9.23%	11,421	2.41%
White	150	12.15%	134,509	28.38%
Hispanic	880	71.26%	171,778	36.25%

## Children in Out-Of-Home Placement

	Court	Vol	Total
Foster Family Agency Certified Resource Family	201	2	203
	<b>Under 18</b>	<b>18 and Over</b>	<b>Total</b>
THPP / THP+FC Home	9	52	61
Relative/NREFM Home	171	8	179
Resource Family Home	166	2	168
Group Home (Includes Regional Center Eligible Youth)	5	0	5
Other	3	0	3
Short Term Residential Therapeutic Prgm	6	1	7
Supervised Independent Living Placement	94	2	96
<b>Total Out-Of-Home Placement</b>	<b>645</b>	<b>16</b>	<b>661</b>
Guardian Home			59
<b>Number of Incoming ICPC Cases</b>			20
<b>Number of Children on Runaway Status (Non Foster Care &amp; OHP)</b>			13
<b>Total Dependents (Includes NFC Placement, ICPC, Runaways and Guardian Homes)</b>			<b>772</b>

## Children For Whom Services Ended (Cases Closed)



Report Disclosure: The numbers on this report reflects the data during the point in time of the report refresh date. Future or past reports will not provide a valid comparison.

External Data Sources:

County Child Population Chart <https://ccwip.berkeley.edu/childwelfare/reports/Population/MTSG/r/rts/s>