January 2022 WPR REPORT

Total Number of Cases Reviewed	218
Met WPR	85
Not Met	50
Excluded	83
Participation Rate	**62.96%**



Met WPR — Total 85

Employment	21	24.71%
Subsidized Emp	0	0.00%
Work Experience	0	0.00%
On The Job Training	0	0.00%
Job Search / Job Readiness	57	67.06%
Community Services	1	1.18%
Vocational Training	6	7.06%
Minor in School	0	0.00%

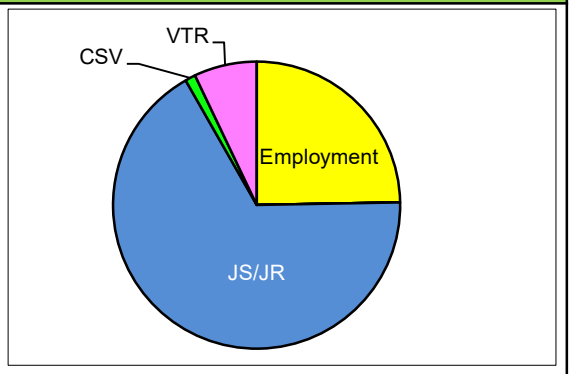

Not Met — Total 50

01 Exempt from WTW	4	8.00%
02 Not Registered	2	4.00%
03 Incorrect/Expired Exemption	0	0.00%
04 Deferred/Good Cause	10	20.00%
05 Registered but not in activity	9	18.00%
06 Orientation/Assessment	4	8.00%
07 Between Activities	0	0.00%
08 Core Hour Related	0	0.00%
09 Not enough hrs/Partial activity	6	12.00%
10 Non-Compliance	8	16.00%
11 Sanction Greater than 3 mo	3	6.00%
12 CalWORKs Timed Out	1	2.00%
13 Partial Month of Aid	2	4.00%
15 Job Search Already Used	0	0.00%
16 The Sponsored non-citizen	1	2.00%

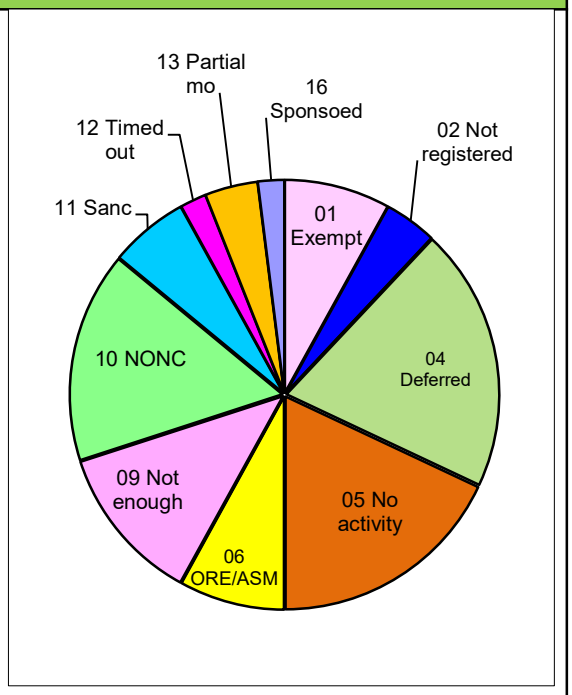

Excluded — Total 83

Care for Ill Family Members	0	0.00%
Child under 1	7	8.43%
CWES Sanctioned 3 mo or Less	2	2.41%
Granted Retroactively	3	3.61%
Ineligible Noncitizen	41	49.40%
K1 and 3F Aid Codes	0	0.00%
Non-Needy Caretaker Relative	18	21.69%
SSI/SSP or SSDI Recipient	8	9.64%
Zero Grant	4	4.82%

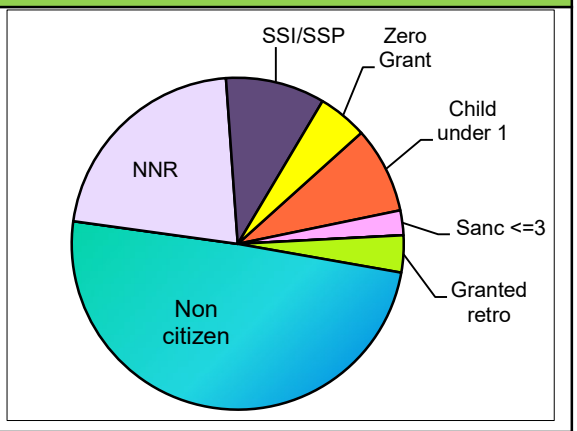

Santa Clara County
WPR Comparison Chart

YEAR	AVG	Oct	Nov	Dec	Jan	Feb	Mar	Apr	May	Jun	Jul	Aug	Sep
YR 2018	70.69%	62.50%	64.93%	77.24%	69.92%	72.41%	71.70%	75.21%	69.91%	70.59%	71.15%	70.10%	74.42%
YR 2019	68.79%	64.71%	61.76%	69.23%	72.95%	71.30%	66.97%	64.08%	68.70%	71.57%	69.72%	76.85%	67.21%
YR 2020	64.40%	68.09%	73.38%	70.90%	64.93%	60.58%	53.15%	58.33%	57.05%	70.12%	59.88%	62.75%	73.68%
YR 2021	73.99%	70.73%	85.00%	70.00%	85.88%	74.07%	64.94%	71.13%	74.74%	74.51%	71.58%	69.47%	76.04%
YR 2022	61.99%	58.18%	63.41%	62.90%	62.96%								
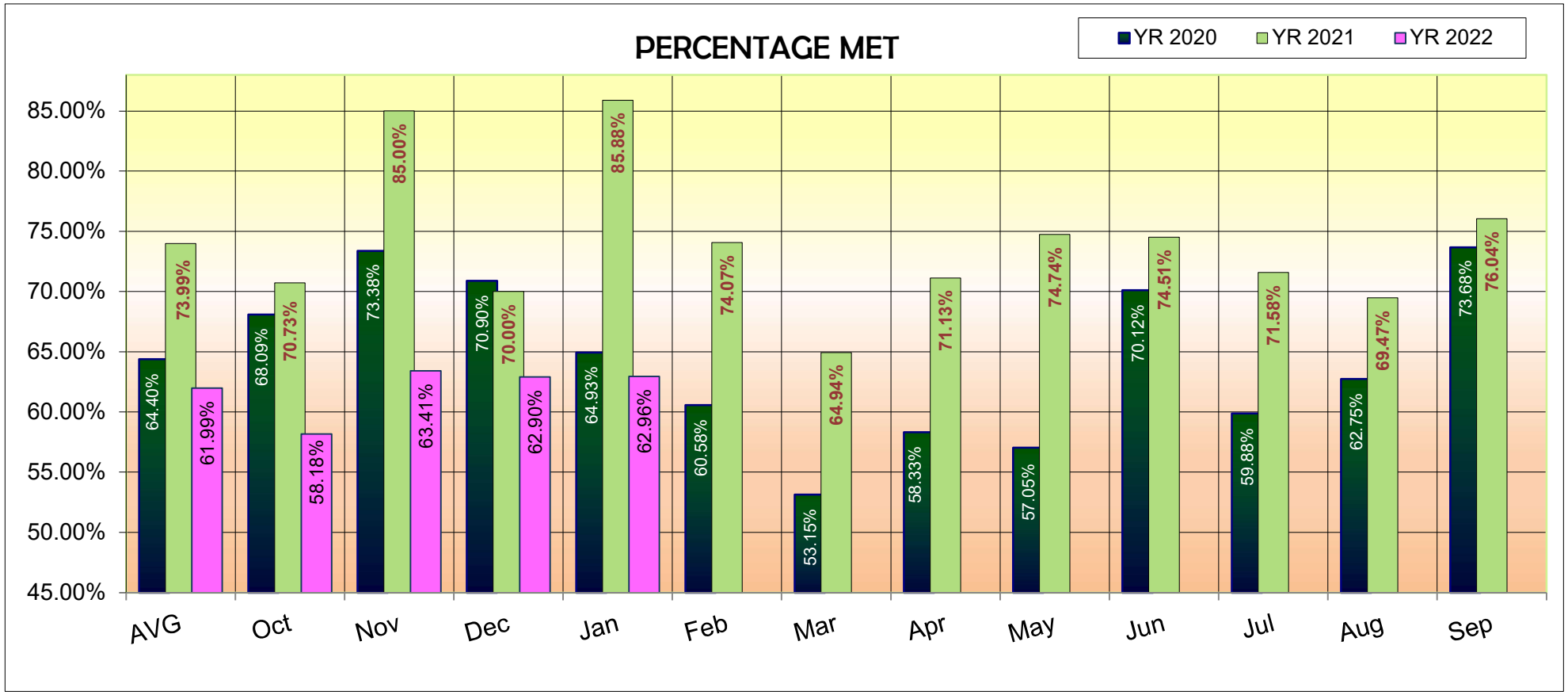
Required rate for Fiscal Year 2000:	40%
Required rate for Fiscal Year 2001:	45%
Required rate for Fiscal Year 2002 - 2022:	**50%**